



The Painting Cave

Art Space Solutions #001

We have an Art solution for you!

Make your own Still-life Station. Ideal for setting up objects to draw from every day!



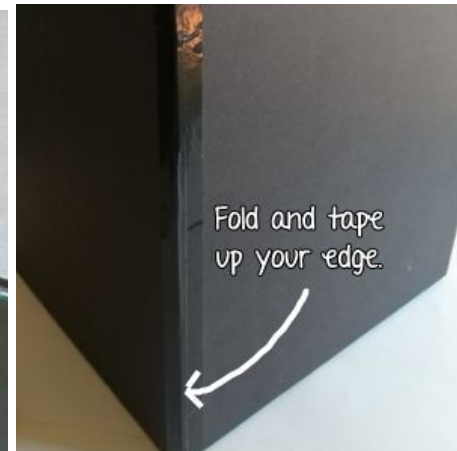
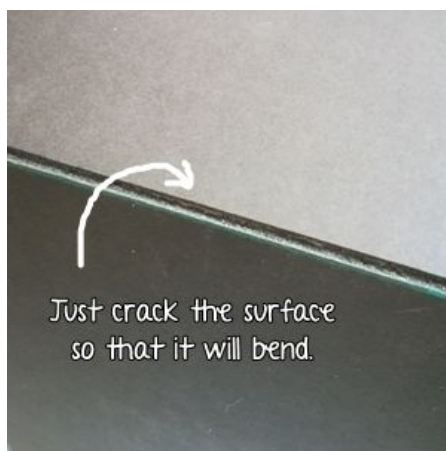

by [Jacqui Simpson](#) on September 30, 2019

You will need:

- | | |
|---|---|
| <ul style="list-style-type: none">• 60cm x 60cm Black/White foam board• Crafters Knife | <ul style="list-style-type: none">• Steel Ruler• Pencil• Tape |
|---|---|

Cut out your 60cm x 60cm block and then divide it into 4 equal parts. Draw the lines with a pencil. Cut out one quarter, so you are left with an L shape.

Carefully score the lines that you drew with your crafter's knife. This means just breaking the surface of the line without cutting right through so that the sponge board will allow you to fold it without buckling. Fold and tape.



You did it!! Well done!



Who am I?

My name is Jacqui (Jax) Simpson. I am an Artist and teacher and have taught many students over 30 years.

I am passionate about Art and about those who want to learn how to create art.

I will be sending out tips, tricks, and advice to you on a weekly basis.

I am here to help you and I would love to hear from you.

Stay in touch with us!



info@thepaintingcave.co.za



The Painting Cave Art Studio
4 Typhoon Road, Centurion
South Africa 0152